

# Criminal victimization in Ukraine: analysis of statistical data

*Serhiy Nezhurbida\**

## **Riassunto**

L'articolo si basa sull'analisi dei dati statistici forniti dalle agenzie del controllo sociale (forze dell'ordine e magistratura) e da altri organi istituzionali ucraini. Le analisi effettuate forniscono molte informazioni sulla situazione attuale delle vittime del crimine in Ucraina e aiutano a delinearne le caratteristiche principali (livello, tasso, struttura, dinamiche, ecc.).

## **Résumé**

L'article se concentre sur l'analyse des données statistiques fournies par les institutions de contrôle sociale (forces de police et magistrature) et par d'autres organes institutionnels ukrainiens. Les analyses effectuées attirent l'attention sur la situation actuelle des victimes du crime en Ukraine et aident à délimiter leur principales caractéristiques (niveau, taux, structure, dynamiques, etc.).

## **Abstract**

The article is based on the analysis of statistical data provided by law-enforcement, judicial and other bodies of Ukraine. The given analysis allows us to give an accurate quantity of a current status of crime victimization in Ukraine, to characterize its basic features (level, rate, structure, dynamics, and etc.).

## **1. Introduction.**

Victimological situation that is in Ukraine can be regarded as complex. General information about victims in 2001-2005 state the constant increase of the victims number of crimes in Ukraine. In 2001 151,603 persons were defined as victims, and in 2005 – there were 148,118, but rate of victimization did not change: rate increased +0,79

per cent. On this background the decrease in the number of the population during 2001-2005 from 48,240,900 persons to 46,749,200 (-1,491,700 persons, or – 3,09 per cent) is observed. The increase of the victimization rate of the population (100,000) from 31.43 (2001) to 31.68 (2005) can be more impressive if we include dynamic migration of Ukrainians abroad (Table 1).

---

\* Serhiy Nezhurbida is Ph.D. (Law Sciences), assistant professor of the Department of Criminal Law and Criminalistics of Law Faculty of Chernivtsi National University (Ukraine), advocate, member of scientific-methodic counsel of Chernivtsi Office of Public Prosecutor, member of the European Society of Criminology.

Year	Resident population	Total victims	Rate of total victimization per 10,000 population
2001	48,240,900	151,603	31.43
2002	47,823,100	147,462	30.83
2003	47,442,100	154,546	32,58
2004	47,100,500	161,609	34.31
2005	46,749,200	148,118	31.68

**Table 1:** *Victims in Ukraine, 2001-2005.*

According to such a complex situation the society has to create the system of actions and legislative enactment, which would be able to provide individual (personal) and property security of its citizens, juridical persons. Solving of these issues is closely connected with the deep investigation of the statistical data taken from law-enforcement, judicial and other bodies which characterize the process of criminal victimization in Ukraine. With its absence the development of counteractions against delinquency is impossible. Unfortunately, systematical analysis of the given process with the help of statistical data in Ukraine was not carried out. This fact initiated the author's research, and the results of the investigation, we hope, would be useful for scholars and experts.

## 2. Crime in Ukraine.

The analysis of the criminality in Ukraine gives us an opportunity to make the following conclusions:

- The number increase of registered crimes is observed. In 1973 their number was 128,340. In 2005 their total number was 485,700, that is 3,78 times more. Their dynamics is characterized by regular increase. The highest index was in 1995 – 641,860 crimes. In the last five years the highest index was in 2003 - 553,400 crimes. Though, analysis of the registered crimes number during

the last period of time shows the dynamics of constant decrease of their number. Analogical situation is observed about convicts. Thus, in 1973 their number was 103,969 persons, and in 2005 – 176,934. Index of 2005 is not high, as statistics has data about higher indices: the highest index characterizes 2004 – 204,794 convicts (Table 2).

- Structure of the general criminality is characterized by superiority of two groups of crimes: 1) thefts and open stealings; 2) crimes connected with drugs. Thus, during 2002-2005 we may define the following structure of the general criminality: 1) thefts and open stealings – 50,93 per cent; 2) crimes connected with drugs – 12,3 per cent; other crimes – 36,77 per cent.

- Structure analysis of crimes against property gives us an opportunity to state about considerable decrease of thefts number during 2002-2005. If their number in the general structure of crimes against property in 2002 was 73,2 per cent, then in 2005 – 38,4 per cent (-34,8 per cent). At the same time, the increase of number of thefts from warehouses, shops and other trade institutions (since 2002 till 2005 - +70,95 per cent) is observed, thefts from apartments of citizens (since 2002 till 2005 - +1,69 per cent, in 2005 p. they constituted 26,8 per cent crimes against property), assaults with

intent to rob (since 2002 till 2005 - +29,07 per cent), open stealings (since 2002 till 2005 - +123,45 per cent), swindling.

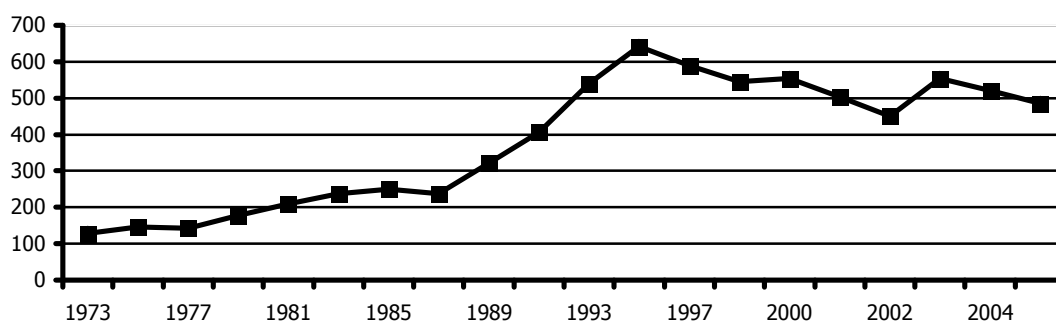
- Precarious situation is with the dynamics of crimes connected with drugs. The increase of registered crimes of this group in 2005 strikes by its scale and dynamics: since 1990 till 1995 - +427,65 per cent, 1995-2000 - +19,82 per cent, 2001-2002 - +21,25 per cent, 2002-2004 - +14,30 per cent. In 2005 there were 723 registered crimes more than in 2004. Such decrease was perpetrated due to such crimes as - illegal production, manufacture, acquisition, keeping, carriage, sending of narcotic means for purpose of sale or without it, and also the sale. All other types of this crime and also plundering of narcotic means are characterized by constant dynamics of increase.

- Concerning the group of other crimes, their analysis allows us to state about decrease in their structure such registered crimes: Intentional Homicides and Attempts to Intentional Homicide, Intentional Grave Bodily Injury, Rapes and Attempts to Rape, Hooliganism. Simultaneously, there was spread human traffic or other illegal agreement about human transferring. During

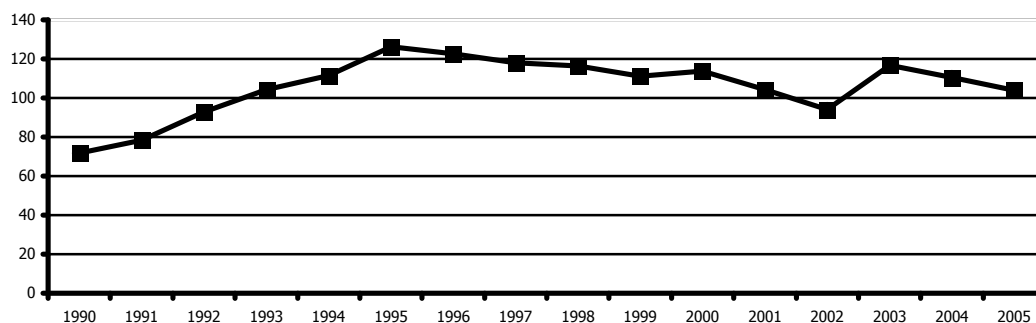
2005, 415 of such crimes were registered, that is 54,3 per cent more. In 2005 number of armed criminal encroachment upon citizens increased on 4,9 per cent, 404 of such crimes were registered. Increased autothefts, mostly private, that caused great material losses. 6,197 cases of autothefts were registered, that is 5,8 per cent more. In 2005 the number of crimes, connected with theft using dismantling of electrical circuits, cable lines of communication, equipment increased, their number was 3436 cases, that is 62,5 per cent more. Precarious situation is with the accident rate on Ukrainian highways. In 2005 in Ukraine 3,319 car accidents were registered, that caused human death. Number of such traffic violations, that caused death of victims, increased on 18,2 per cent. In 2005 3,771 cases of bribing and accepting bribes were registered that is 22,4 per cent more. Critical issue is the increase on 46 per cent of the number of missing and not found persons by police. In 2005 their number was more than 5 thousand.

Year	Resident population	Recorded crimes	Rate recorded crimes of per 10,000 population	Convicted persons	Rate convicted persons of per 10,000 population
1973	-	128,340	-	103,969	-
1995	50,874,100	641,860	126.17	212,915	66.91
1996	50,400,000	617,262	122.47	242,124	67.37
1997	49,973,500	589,208	117.90	234,613	68.20
1998	49,544,800	575,982	116.25	232,598	66.62
1999	49,115,000	545,416	111.05	222,239	63.08
2000	48,663,600	553,594	113.76	230,903	63.51
2001	48,240,900	503,700	104.41	201,627	41.80
2002	47,823,100	450,661	94.24	194,212	40.61
2003	47,442,100	553,400	116.65	201,081	42.38
2004	47,100,500	520,100	110.42	204,794	43.48
2005	46,749,200	485,700	103.89	176,934	37.85

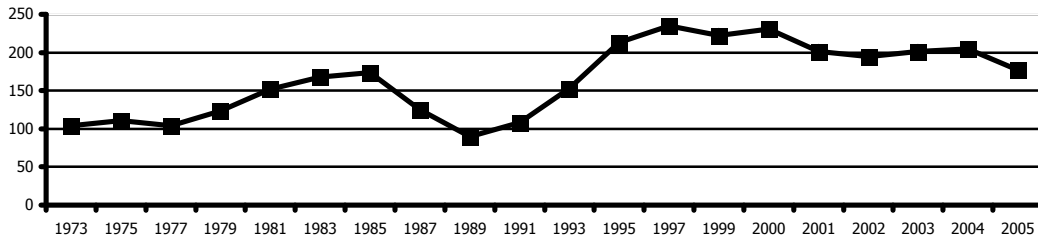
**Table 2:** Recorded crimes and convicted persons in Ukraine, 1973-2005.



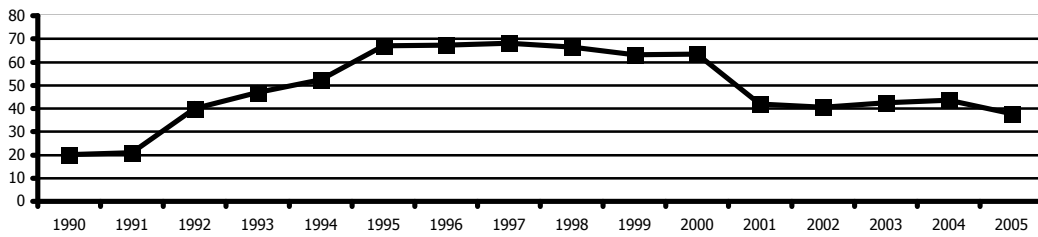
**Figure 1:** Dynamics of recorded crimes (thsd.) in Ukraine, 1973-2005.



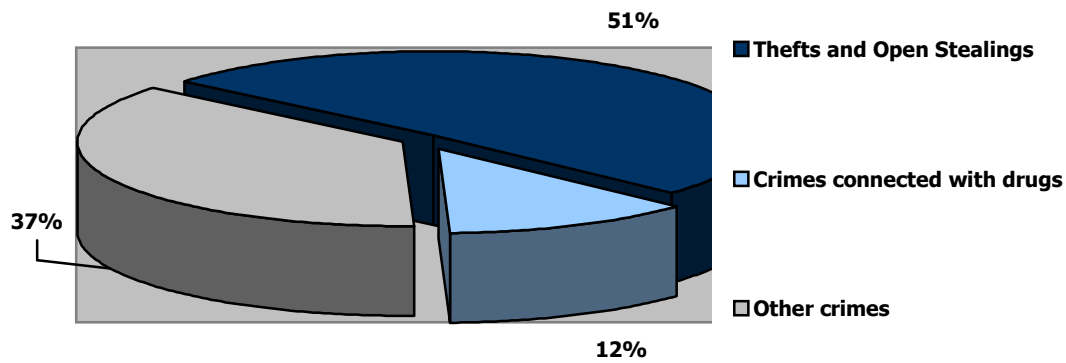
**Figure 2:** Rate per 10,000 population of all recorded crimes in Ukraine, 1990-2005.



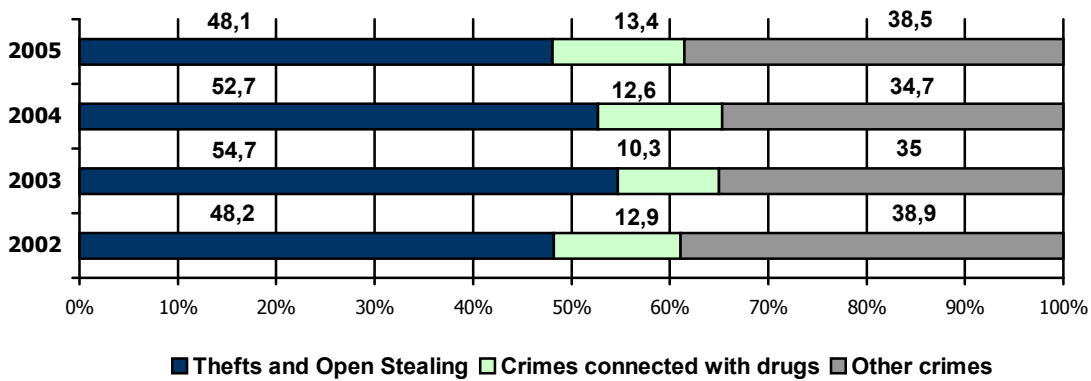
**Figure 3:** Dynamics of conviction of persons (thsd.) in Ukraine, 1973-2005.



**Figure 4:** Rate per 10,000 population of all convicted persons in Ukraine, 1990-2005.



**Figure 5:** Structure of crime in Ukraine, 2002-2005.



**Figure 6:** Structure of crime in Ukraine, 2002-2005.

### 3. Victim and Legislature of Ukraine.

There is no definition of “victim of crime” in Criminal Code of Ukraine. Legislative definition of victim of crime or victim is assigned in the article 49 of Criminal-Procedural Code of Ukraine of 1960, according to this article victim is a person to whom moral, physical and property damage is caused<sup>1</sup>. In case of incomplete (unfinished) crime the person is defined as a victim due to the condition of the actual causing of moral, physical, and property damage to him/her<sup>2</sup>. Concerning acknowledgement or refusal of the citizen being recognized a victim the person who prosecutes an inquiry, the investigator and the judge declare the findings of the court, and the court – resolution.

### 4. Gathering of data on victims in Ukraine.

According to the order of State Judicial Administration of Ukraine from 5 June 2006 № 55 «On ratifying accounting forms about considering by court of appeal and local court (except court of arbitration) trial cases and materials and Directions concerning their filling in and presenting (Form № 1)» (registered in the Ministry of Justice of Ukraine 20 of June 2006 № 724/12598) the form is ratified, according to which reports of court of first instance about cases’ consideration according to the criminal legal procedure. Chapter 5 of such a report contains materials about victims that are wrote

down in the report according to the corresponding order.<sup>3</sup>

To such materials we refer: 1) types of crimes; 2) number of victims (number of male and female victims is considered separately); 3) age of victims (materials concerning victims who are of the full legal age and under age are considered separately); 4) quantity of natural persons to whom the damage was caused (damage caused to life, health is considered separately, moral and material damage together); 5) quantity of juridical persons, to whom the damage was caused; 6) amount of the caused moral and material damage.

It is worth paying attention to the types of crimes. Statisticians define the following types of crimes while generalizing information about victims: 1) crimes against health and life, sexual freedom and sexual inviolability of the person; 2) crimes against property; 3) crimes against established procedure for performing military service (military crimes); 4) other crimes. And now we have to study it in details.

Statistical data concerning victims of crimes against health and life, sexual freedom and sexual inviolability of the person include data concerning victims of crimes, that are regulated by the following articles of Criminal Code: a) Crimes against health and life of the individuals (Section II of Criminal Code) - art.art. 115-145; b) Crimes against sexual freedom and sexual inviolability of the person (Section IV of Criminal Code) – art.art. 152-156; c) Crimes against authority of agencies

<sup>1</sup> Criminal-Procedural Code of Ukraine, 1961, art. 49, Available at: zakon1.rada.gov.ua/cgi-bin/laws/main.cgi?user=a&find=1&typ=21.

<sup>2</sup> Criminal-Procedural Code of Ukraine. Scientific-practical comment, FORUM, Kyiv, 2003, p. 137.

<sup>3</sup> Order of State Judicial Administration of Ukraine from 5 June 2006 № 55 «On ratifying accounting forms about considering by court of appeal and local court (except court of arbitration) trial cases and materials and Directions concerning their filling in and presenting (Form № 1)», Available at: zakon1.rada.gov.ua/cgi-bin/laws/main.cgi

of state power, agencies of local self-government, and associations of citizens (Section XV of Criminal Code) – art.art. 342, 345, 346, 348, 350; d) Crimes against justice (Section XVIII of Criminal Code) – art.art. 377-379, 393, 400.

Statistical data concerning victims of crimes against property include materials concerning victims of: a) Crimes against ownership (Section VI of Criminal Code) – art.art. 185-198; b) Crimes against authority of agencies of state power, agencies of local self-government, and associations of citizens (Section XV of Criminal Code) – art. 347; c) Crimes against justice (Section XVIII of Criminal Code) – art. 378.

Statistical data concerning victims against established procedure for performing military service (military crimes) include data concerning victims of crimes, provided by Section XIX of Criminal Code (art.art. 402-435).

Statistical data concerning victims of other crimes include data about victims of crimes, that are not regulated by cited above articles of Criminal Code.

It is worth admitting that the following generalization of the data concerning victims has been conducted since 2002. Till 2002 to statistical data concerning victims of crimes against health and life, sexual freedom and sexual inviolability of the person the following data concerning crimes were referred to: 1) Illegal Deprivation of Freedom or Stealing of Person (art. 146); 2) Seizure of Hostages (art. 147); 3) Substitution of Child (art. 148); 4) Trade in People or Other Illegal Transaction Concerning a Person (art. 149); 5) Exploitation of Children (art. 150); 6)

Illegal Placing in Psychiatric Institution (art. 151)<sup>4</sup>.

Nowadays these crimes are in Section III of Criminal Code «Crimes against freedom, honour and dignity of the individual», and are referred by statisticians to the statistical part «other crimes».

## **5. Analysis of statistical data on victims in Ukraine.**

### 5.1. Sex of victims.

Data analysis on sex of victims gives us an opportunity to broaden our horizons about social and demographic features of victims. Total number of male victims in Ukraine during 2001-2005 was 419,956 persons (54,93 per cent), female victims – 343,382 (45,07 per cent) [15, 24]. Their victimization dynamics was: for males – 2004 (89,377 persons), for females – 2003 (72,232 persons).

Taking into consideration the decrease of the general level of criminality in 2005, but it is significant, that dynamics of victimization of males and females according to the types of crimes during 2001-2005 has some features and differences. Concerning crimes against health and life, sexual freedom and sexual inviolability of the person, victimization dynamics of males compared to victimization of females is characterized by increase of the number of victims (increase of male victims – +7,03 per cent, increase of female victims - -11,1 per cent). Similar situation is observed while analyzing crimes against property: increase of male victims - +0,54 per cent, increase of male and female

---

<sup>4</sup> In the brackets the articles of new Criminal Code of Ukraine are shown.

victims - -3,08 per cent. It can be explained by peculiarity of social status and role of males in Ukrainian society, their greater ability to possess, implement and use material resources that make them more victimal. Kind of males' occupation makes a great influence on the dynamics of their victimization from crimes against established procedure for performing military service (military crimes), as mostly males serve in the Armed Forces of Ukraine. Concerning the group of other crimes, the dynamics of victimization of males and females occurs towards decrease of the victims number, thus females' victimization is slower. It can be explained by peculiarities of criminality in Ukraine, as stated above. For example, constant increase of such crimes as trade in people or other illegal transaction concerning transfer of person, crimes against freedom, honour and dignity of the individual, crimes against morality is observed, and their victims are mostly females.

---

Criminal Code of Ukraine of 2001 available at:  
<http://zakon1.rada.gov.ua/cgi-bin/laws/main.cgi?user=a&find=1&typ=21>



Year	Resident male population	Total male victims	Rate of male victimization per 10,000 population	Resident female population	Total female victims	Rate of female victimization per 10,000 population
2001	22,316,300	83,270	37.31	25,924,600	68,333	26.36
2002	22,112,500	81,049	36.65	25,710,600	66,413	25.83
2003	21,926,800	83,771	38.20	25,515,300	70,775	27.74
2004	21,754,000	89,377	41.43	25,346,500	72,232	28.50
2005	21,574,700	82,489	38.23	25,174,500	65,629	26.07

**Table 3:** Sex of victims in Ukraine, 2001-2005.

### 5.2. Age of victims.

Data analysis on age of victims also gives us an opportunity to broaden our horizons about social and demographic features of victims.

It is significant, that the criterion for generalization materials about victims according to their age by official statistical bodies is their being under age or of the full legal age (18). Such a criterion implementation, to our mind, doesn't give us an opportunity to provide a complete age

characteristic of crime victims. The category of under age victims yields to the category of the full legal age victims in number (27,355 compared to 735,803), but structurally according to some types of crimes it prevails. Thus, 23,87 per cent of under age victims are victims of crimes against health and life, sexual freedom and sexual inviolability of the person compared to 14,13 per cent of the opposite age category.

	2001	2002	2003	2004	2005	TOTAL
In age of > 18	5,936	4,528	4,475	5,549	7,047	27,535
In age of 18 and >	145,667	147,462	154,546	161,609	148,118	735,803

**Table 4:** Age of victims in Ukraine, 2001-2005.

### 5.3. Number of natural persons to whom the damage is caused.

Total amount of natural persons to whom the damage is caused during 2001-2005 constituted 763,338 persons. Damage to life caused to 27,570 persons, that is 3,49 per cent from all types of damage. Property and moral damage (649, 630 persons) have 82,35 per cent in this scheme

(structure). Damage to health is caused to 111,684 persons (14,16 per cent). Dynamics of total number of victims is characterized by their increase. During last five years their number increased by + 6,7 per cent. Analysis of the data shows that damage to life is frequently caused by crimes against health and life, sexual freedom and sexual inviolability of the person (84 per cent),

damage to health – crimes against health and life, sexual freedom and sexual inviolability of the person (49 per cent) and other crimes (38 per cent), property and moral damage – crimes against property (74 per cent). In the structure of damage it is caused mostly by crimes against property (64

per cent) and against health and life, sexual freedom and sexual inviolability of the person (23 per cent). However, we may speak here only about quantitative data but not about qualitative data, as human's life and health is the highest social asset.

	2001	2002	2003	2004	2005
<b>Total number of natural victims</b>	<b>151,603</b>	<b>147,462</b>	<b>154,546</b>	<b>161,609</b>	<b>148,118</b>
including:					
damage to life	6,455	5,267	4,702	5,655	5,491
damage to health	24,081	20,244	20,745	23,541	23,073
Property and moral damage	150,199	121,951	125,513	132,413	119,554

**Table 5:** *Number of natural persons to whom the damage is caused in Ukraine, 2001-2005.*

#### 5.4. Number of juridical persons to whom the damage is caused.

Total number of juridical persons who became victims of crimes in Ukraine during 2001-2005 was 116,247 persons, besides we have to admit the dynamics of gradual decrease of their number with every passing year in all groups of crimes.

As for the general structure of juridical persons-victims, 88,98 per cent of them (during 2001-2005) are victims of crimes against property, 0,02 per cent – crimes against established procedure for performing military service (military crimes) and 11 per cent – other crimes.

	2001	2002	2003	2004	2005
<b>Total number of jur. persons</b>	<b>33,927</b>	<b>23,318</b>	<b>23,397</b>	<b>20,269</b>	<b>15,336</b>
including victims of crimes:					
against health and life, sexual freedom and sexual inviolability of the person	-	-	-	-	-
against property	32,964	19,979	20,032	17,311	12,896
against established procedure for performing military service (military crimes)	14	96	71	-	46
other crimes	949	3,243	3,294	2,958	2,394

**Table 6:** *Number of juridical persons to which the damage is caused by crimes in Ukraine, 2001-2005.*

### 5.5. Sum of moral and property damage.

During 2001-2005 sum of caused moral and property damage by crimes in Ukraine reached € 517,095,151'58 and is characterized by dynamics of variation, peak of which was in 2003 – € 128,059,750'02 (24 per cent). Though, the sum of damage in 2005 was € 108,273,963'76 (21 per cent), there are concerns about its decrease comparing with 2004 (+24,99 per cent). It is worth admitting, that this information is generalizing of data concerning court's claims of civil suits sum, claimed before bringing in a verdict. However, according to Criminal-Procedural Code of Ukraine, person, who did not claim reparation of damages, caused by the crime, before bringing in a verdict by the court, has the right to claim according to the legal procedure and after bringing in a verdict and asserting validity. Number of such possible claims during 2001-2005 is unknown, as materials in official statistical reports are absent. Consequently, we may assume, that official statistical reports on sums of moral and property damage do not represent the facts. One of the possible ways out is collecting data about satisfied claims from criminal actions, lodged in the order of civil legal procedure after bringing in a verdict.

Structural analysis of the general (total) damage caused by crimes shows that during 2001-2005 the lion's share of damage is caused by crimes against property – € 299,237,961'64 (58 per cent). Such situation can be explained by increasing level of incomes of Ukrainians, that possibly increases the level of their victimization. Sum of damage from crimes against health and life, sexual freedom and sexual inviolability of the person and crimes against established procedure for performing military service (military crimes) averages only 16 per cent from the total sum (amount). Sum of damage, caused by other crimes is € 1,142,007,370'00, or – 26 per cent. Such sum gives concerns, including the fact that their dynamics is characterized by regular increase, starting with 2002 (€ 27,066,483'57), continuing in 2003 (€ 33,733,177'58), 2004 (€ 31,614,829'49), 2005 (€ 46,146,932'35). In spite of this fact statistical bodies continue to collect data on sums of damage caused by crimes according to the established procedure. From our point of view, it makes impossible to find out due to which crimes, that belong to the category “other crimes”, sum of damage increases.

	<b>hryvnia</b>	<b>€</b>	<b>US\$</b>	<b>£</b>
<b>2001</b>	510,151,718'00	105,981,327'49	94,963,183'49	65,916,184'46
<b>2002</b>	443,419,148'00	88,153,147'65	83,246,188'56	55,438,481'20
<b>2003</b>	771,483,158'00	128,059,750'02	145,037,441'34	79,215,036'09
<b>2004</b>	572,552,247'00	86,626,962'66	107,638,789'10	58,789,030'51
<b>2005</b>	691,859,801'00	108,273,963'76	135,004,937'07	74,093,964'29
	<b>TOTAL: 2,989,466,072'00</b>	<b>TOTAL: 517,095,151'58</b>	<b>TOTAL: 565,890,539'56</b>	<b>TOTAL: 333,452,696'55</b>

**Table 7:** *Sum of moral and property damage, caused by crimes in Ukraine, 2001-2005.*

## 6. Conclusions.

Constant growth of number of crime victims is observed (though in 2005 their number was less than in 2001 and 2004, it is possible to explain by falling of the general crime level after 2004). The most part among of crime victims is occupied by males (on all groups of crimes on which the statistical data are generalized). On criterion of age the most part is given to full age persons (on all groups of crimes on which the statistical data are generalized, however if to reject the quantitative data on the qualitative data under age victims are leaders). Comparison of number of victims among physical and juridical persons shows constant increase in number of victims among physical persons and reduction among juridical persons. Also it is connected, first of all, with crimes against the property, committed against persons of these two groups. Beside of this, crimes against property are crimes which cause the biggest damage (from all analysed groups of crimes).

Besides the author has understood for itself one more problem: the methodics, on which the data on victims are gathering in Ukraine, is imperfect, the data on them, as a rule, are very much generalized, in difference about the data on the committed crimes and criminals. In our opinion, the statistics of victims of crimes should correspond, at least, to statistics of crimes and criminals, that will allow to do deeper analysis of victims of crimes.

## References.

### Edited materials.

- “Analysis of operation of courts of the general jurisdiction in 2000 according to judicial statistics”, *Visnyk Verkhovnoho Sudu Ukrainy*, 4 (26), 2001, pp. 20-29 (in Ukrainian).
- “Analysis of operation of courts of the general jurisdiction in 2001 according to judicial statistics”, *Visnyk Verkhovnoho Sudu Ukrainy*, 4 (32), 2002, pp. 15-25 (in Ukrainian).
- “Analysis of operation of courts of the general jurisdiction in 2002 according to judicial statistics”, *Visnyk Verkhovnoho Sudu Ukrainy*, 3 (37), 2003, pp. 40-55 (in Ukrainian).
- “Analysis of operation of courts of the general jurisdiction during the first six months in 2003 according to judicial statistics”, *Visnyk Verkhovnoho Sudu Ukrainy*, 5 (39), 2003, pp. 23-38 (in Ukrainian).
- “Analysis of operation of courts of the general jurisdiction in 2003 according to judicial statistics”, *Visnyk Verkhovnoho Sudu Ukrainy*, 5 (45), 2004, pp. 23-39 (in Ukrainian).
- “Analysis of operation of courts of the general jurisdiction in 2004 according to judicial statistics”, *Visnyk Verkhovnoho Sudu Ukrainy*, 5 (57), 2005, pp. 23-34 (in Ukrainian).
- “Analysis of operation of courts of the general jurisdiction in 2005 according to judicial statistics”, *Visnyk Verkhovnoho Sudu Ukrainy*, 6 (70), 2006, pp. 33-47 (in Ukrainian).
- “Consideration by courts of cases about the crimes committed by organized groups (on materials of the statistical analysis)”, *Visnyk Verkhovnoho Sudu Ukrainy*, 1 (41), 2004, pp. 29-33 (in Ukrainian).
- “Consideration by courts of cases about the crimes in sphere of turnover of narcotic means in 2001-2002 (according to judicial statistics)”, *Visnyk Verkhovnoho Sudu Ukrainy*, 6 (40), 2003, pp. 35-40 (in Ukrainian).
- “Consideration of cases of various categories by courts of the general jurisdiction during 1990-2000”, *Visnyk Verkhovnoho Sudu Ukrainy*, 1 (29), 2002, pp. 12-26 (in Ukrainian).
- *Criminal-Procedural Code of Ukraine. Scientific-practical comment*, FORUM, Kyiv, 2003, 938 p. (in Ukrainian).
- Dryomin V.N. “Criminality and its organized forms as social practice”, in M.P.Orzikh and V.M.Dryomin eds., *Informational support of*

*counteracting organized crime*, Feniks, Odesa, 2003, pp. 12-25 (in Russian).

- Malyarenko V.T. “About publicity and dispositivity in criminal procedure of Ukraine and theirs importance”, *Visnyk Verkhovnoho Sudu Ukrainy*, 7 (47), 2004, pp. 2-11 (in Ukrainian).
- Non-published Statistics of State Judicial Administration of Ukraine (in Ukrainian).
- “Record of conviction of persons and applying the measures of criminal punishment in 2003”, *Visnyk Verkhovnoho Sudu Ukrainy*, 4 (44), 2004, pp. 28-33 (In Ukrainian).
- “Resolution of the Plenum of the Supreme Court of Ukraine of July 2, 2004, № 3 “On courts practice in application of the legislation foreseeng rights of crimes victims”, *Visnyk Verkhovnoho Sudu Ukrainy*, 8 (48), 2004, pp. 6-10 (in Ukrainian).
- *Statistical Annual Issue on 2004*, Konsultant, Kyiv, 2005, 588 p. (in Ukrainian).
- *Statistical data on status of justice in Ukraine in 2005*, Department of generalization of judiciary practice of Supreme Court of Ukraine, Kyiv, 2006, 50 p. (in Ukrainian).
- “Statistics of the record of conviction and applying the measures of criminal punishment”, *Visnyk Verkhovnoho Sudu Ukrainy*, 4 (38), 2003, pp. 36-37 (in Ukrainian).
- *Ukraine in figures in 2005. Statistical Reference Book*, Konsultant, Kyiv, 2006, 247 p. (in Ukrainian).

#### Internet materials/publications.

- Criminal Code of Ukraine of 2001, Available at: <http://zakon1.rada.gov.ua/cgi-bin/laws/main.cgi?user=a&find=1&typ=21>.
- Criminal-Procedural Code of Ukraine of 1961, Available at: <http://zakon1.rada.gov.ua/cgi-bin/laws/main.cgi?user=a&find=1&typ=21> (in Ukrainian).
- Official exchange rate of Ukrainian currency against foreign currencies, Available at: [www.bank.gov.ua/Fin\\_ryn/KURS\\_MID/kurs\\_96\\_last.htm](http://www.bank.gov.ua/Fin_ryn/KURS_MID/kurs_96_last.htm) (in Ukrainian).
- Order of State Judicial Administration of Ukraine from 5 June 2006 № 55 «On ratifying accounting forms about considering by court of appeal and local court (except court of arbitration) trial cases and materials and Directions concerning their filling in and presenting (Form № 1)», Available at: [zakon1.rada.gov.ua/cgi-bin/laws/main.cgi](http://zakon1.rada.gov.ua/cgi-bin/laws/main.cgi) (in Ukrainian).
- Population of Ukraine, 1990-2005, Available at: [www.ukrstat.gov.ua/operativ/operativ2005/ds/nas\\_rik/nas\\_u/2002.html](http://www.ukrstat.gov.ua/operativ/operativ2005/ds/nas_rik/nas_u/2002.html) (in Ukrainian).